

# *Mid~Atlantic Koi*

The Magazine of the Mid-Atlantic Koi Club November/December 2012

**Grand  
Champion**

**2012 Young  
Koi Show**



# Near Perfect Filtration Technology

*From Koi ponds and aquaculture to zoos and national aquariums, AST has been providing crystal clear water and low-maintenance bead filter technologies to professionals worldwide for over a decade.*



Bubble-Washed  
Bead Filter



PolyGeysers Bead Filters



Propeller-Washed  
Bead Filter



**AQUACULTURE**  
SYSTEMS TECHNOLOGIES, LLC

Bead Filter Specialists

1.800.939.3659

Info@BeadFilters.com

www.BeadFilters.com

(504)837.5575 fax: (504)837.5585



Aquaculture Systems Technologies, LLC

## KODAMA KOI FARM

The

Home of Top Quality Nishikigoi

# Best Expert of Niigata

Over 40 Years of working with Niigata Breeders  
World Class Farm of Japanese Koi  
35,000 Koi in Stock • KHV Tested

**Kodama Koi Farm Retail Store  
Now Open In  
New Jersey!**

Open daily during season 9am- 5pm  
74 E. Allendale Road  
Saddle River, NJ 07458  
TEL (201) 962-3915  
E-mail: info.nj@kodamakoifarm.com




**Kodama Koi Academy**

August 11-12, Charleston, SC Master Class Koi Seminar Part II  
More seminars to come. [kodamakoiacademy.com](http://kodamakoiacademy.com)

**Kodama Koi Food**

Maximize the  
Beauty of Your Koi!



Visit us at [www.kodamakoifarm.com](http://www.kodamakoifarm.com) • E-mail: [info@kodamakoifarm.com](mailto:info@kodamakoifarm.com) • Phone: 808-354-7031



# Mid~Atlantic Koi



The Membership Magazine of the Mid-Atlantic Koi Club

Volume 26, Number 5 November/December 2012

## —Upcoming Events

Saugerties Chapter Meetings .....36


## —MAKC News

President's Message .....4  
From the Editor's Desk .....5  
MAKC Health  
Hotline Volunteers .....34  
Treasurer's Report .....36  
Sunshine Column .....36  
F..A..S..T Ads .....37  
Ad Index .....3838

## Mid-Atlantic Koi Deadlines

for articles, meeting announcements and ads

Jan/Feb Issue Deadline: December 15  
Available Online: January 15  
March Issue Deadline: February 1  
Available Online: March 1



**Grand Champion  
2012 Young Koi  
Show**  
**Kohaku owned by  
Philip Gray**  
**Photo by  
William Story**

Beginner's Corner .....	6
MAKC Corporate Members .....	7
2012 MAKC Young Koi Show .....	8
<i>Kavent Bwint, Young Koi Show Chairman</i>	
Koi Show Sponsors .....	12
Koi Show Winners Board .....	13
Winning Koi and Their Owners .....	14
In Memoriam – Ray Abell .....	18
Hi and Beni – The Difference .....	19
FISH DISEASES Transferrable to HUMANS? .....	20
<i>Carolyn Weise, Florida</i>	
Retirement Pond in Flat Rock – Finished .....	22
<i>Wayne Orchard &amp; Susan Boland, North Carolina</i>	
My Winter Project .....	28
<i>Diana Lynn Rehn, Washington</i>	
New Products .....	31
Pond Maintenance .....	32
<i>Don Harrawood, SKAPA</i>	
Pond Water Leveling Valves .....	33
<i>Don Harrawood, SKAPA</i>	
On the Road to a Koi Event .....	34
Saugerties Chapter Autumn Meeting ..	35
<i>RoseMarie Ehrich, New York</i>	
Picture to Share .....	39
MAKC Membership Application .....	40
Happy Holidays .....	41





## President's Message

by Philip Gray

Suggestions4MAKC@gmail.com

### Hello All,

The winter holidays are approaching, a time to celebrate all that we should be thankful for in our lives. I want to personally thank all my fellow club members for the successes and opportunities we have enjoyed this past year and I look forward to all of our future events and endeavors in 2013.

I am honored to serve as the president of this outstanding club and I look forward to the holiday time of year, wishing all a healthy and happy holiday season.

### Monthly Newsletter

The committee recently met and I would like to share with you all some of the ideas we have decided upon for the monthly magazine. The committee has agreed to post newsletters on an email system so that all club members would be sent their monthly subscription via email provided as well as having current and past issues always available on our website. We are also looking into a new software called FLIP, this would make it much easier to flip through the pages of our magazine, giving our readers better handling over the material.

### Young Koi Show

I want to send a special thank you to all of the club members who volunteered for this event as well as all of our vendors for participating. The event was phenomenal, greatly in part to all of your efforts. I also want to send a warm thank you to Quality Koi for hosting the event, thank you for allowing us to use your amazing venue and for your hospitality; the club had an amazing time.

### Koi Show 2013

Our tentative date is still July 26th-28th however we are still looking for a venue. While waiting for finalization of date and venue, we will continue to prepare for the show and are asking for volunteers to lead several committees as well as members to volunteer for these committees.

#### Committees:

- Event Committee
- Vendor Committee
- Advertising Committee
- Judge Hosting Committee
- Member Accommodations Committee
- Awards Committee
- Set-up/Breakdown Committee
- Fund Raising Committee

If you are interested in leading or volunteering for any of these committees please contact me by email: Suggestions4MAKC@gmail.com. ❖



*Mid-Atlantic Koi* is published digitally each month except for combined issues November/December and January/February, by the Mid-Atlantic Koi Club, a non-profit membership organization at 5465 Towanda Dr., Bethlehem, PA 18017.

ISSN# 1093-0310

© Mid-Atlantic Koi Club, 2012





## From the Editor's Desk

by Carolyn Weise  
[makcmag@makc.com](mailto:makcmag@makc.com)

### Greetings, Well Wishes and Happy Holidays!

This, as one of our two combined issues, kind of rolls our major holidays into one, but it gives you (and me!) more time to concentrate on the holidays. I know you don't want to read magazines at the Thanksgiving table, do you? Nah, me either. But, for the little moments in between, here are some great thoughts & reflections for our wonderful MAKC Koi and pond keepers.

For many years I've heard the red color on my Koi called "hi" or "beni" but thought they must be somehow interchangeable. Now, we can all know the real truth (a little interesting trivia.) Then, you will want to read about the fish diseases that can affect you, too. That's not to create a panic, but to put this into a better perspective when reading a sensational story in the news. (Thank you, Steve, member on Long Island who recently reported seeing an article in Newsday!) Pond maintenance, by Don Harrawood, which should be at the top of everybody's list of priorities, even in fall, will prevent many problems for fish (and owners). It's a good one to print and keep! I'm sure you'll enjoy the humor and warm feelings from Diana Lynn's article "Koi Babies" (and may even get some ideas for yourself). Diana Lynn is the president of a sister club in Washington state who does a lot of lecturing on nutrition and feeding.

Well, how about just enjoying your magazine—and sending me some good pictures of your favorite Koi!

Your Koi Friend,  
Carolyn



#### Mid-Atlantic Koi Magazine

Editor, Carolyn Weise	(239) 573-6650 x105	<a href="mailto:makcmag@makc.com">makcmag@makc.com</a>
Advertising Editor, Susan Boland	(828) 693-3851 (leave message)	<a href="mailto:makcmag@gmail.com">makcmag@gmail.com</a>
Meeting/Events Editor, Joyce Spears	(856) 478-2952	<a href="mailto:gjs63@comcast.net">gjs63@comcast.net</a>
FAST Ads Editor, Ellie Cooper	(610) 865-1163	<a href="mailto:mamakoi@verizon.net">mamakoi@verizon.net</a>
Billing and Collections, Floyd Broussard	(703) 491-4921	<a href="mailto:fbrou2801@verizon.net">fbrou2801@verizon.net</a>

Mid-Atlantic Koi is the magazine of the Mid-Atlantic Koi Club. Material is selected for its interest to Koi keepers. MAKC accepts no responsibility for accuracy of content. Reproduction of uncopyrighted articles is permitted as long as this magazine is credited as the source.

#### MAKC Executive Committee

	President	
Philip Gray	(516) 486-5163	<a href="mailto:philielgray@mac.com">philielgray@mac.com</a>
	Call (516) 967-4966	
	Vice-President	
Bernie Szer	(516) 241-4655	<a href="mailto:gassman246@aol.com">gassman246@aol.com</a>
	Secretary	
Dinah Bwint	(610) 287-9178	<a href="mailto:sanke@verizon.net">sanke@verizon.net</a>
	Treasurer	
Carolyn Broussard	(703) 491-4921	<a href="mailto:lymlee4@verizon.net">lymlee4@verizon.net</a>
	Central Chapter Vice-President	
	Looking for a Volunteer	
	Long Island Chapter Vice-President	
Bruce Levine	(516) 735-2644	<a href="mailto:bruce@li-Koi.com">bruce@li-Koi.com</a>
	North Chapter Vice-President	
Dan Bitcon	(973) 699-2186	<a href="mailto:DanVideo@aol.com">DanVideo@aol.com</a>
	Saugerties (NY) Chapter Vice-President	
Herb Ehrlich	(845) 247-7105	<a href="mailto:HerbEhrlich05@yahoo.com">HerbEhrlich05@yahoo.com</a>
	South Chapter Vice-President	
Chuk Nixon	(301) 717-7702	<a href="mailto:chuknixon@aol.com">chuknixon@aol.com</a>

#### Standing Committees

	Membership	
Barry Hixson	(610) 262-5184	<a href="mailto:makcmembers@verizon.net">makcmembers@verizon.net</a>
	AKCA Representative	
Philip Gray	(516) 486-3607	<a href="mailto:philielgray@mac.com">philielgray@mac.com</a>
	ZNA Club Representative	
Nicole Lemble	(410) 867-0270	<a href="mailto:nlemble@aol.com">nlemble@aol.com</a>
	MAKC Sales	
Ruth & Gene Rice	(304) 725-2333	<a href="mailto:sew4Koi@comcast.net">sew4Koi@comcast.net</a>
	MAKC Notice Group Manager	
Michael Snyder	(301) 762-2059	<a href="mailto:makc@imsnyder.com">makc@imsnyder.com</a>
	WebMaster	
Wayne Orchard	(828) 693-3851	<a href="mailto:waynesorchard@gmail.com">waynesorchard@gmail.com</a>
	Japanese Cultural Coordinator	
Floyd Broussard	(703) 491-4921	<a href="mailto:fbrou2801@verizon.net">fbrou2801@verizon.net</a>

#### Executive Board Advisory Committee

Wayne Orchard	(828) 693-3851	<a href="mailto:waynesorchard@gmail.com">waynesorchard@gmail.com</a>
Joe Zuritsky	(215) 575-4001	<a href="mailto:jzuritsky@parkwaycorp.com">jzuritsky@parkwaycorp.com</a>
Betty Roemer	(828) 697-2692	<a href="mailto:roroemer@mcchi.com">roroemer@mcchi.com</a>
Art Lemble	(410) 867-0270	<a href="mailto:artsKoi1@aol.com">artsKoi1@aol.com</a>
Mike Riordan	(732) 747-6089	<a href="mailto:Koidog1@verizon.net">Koidog1@verizon.net</a>
Gene Rice	(304) 725-2333	<a href="mailto:RiceGene@comcast.net">RiceGene@comcast.net</a>
Eric Wilson	(613) 421-7890	<a href="mailto:wilseric@rogers.com">wilseric@rogers.com</a>
Susan Boland	(828) 693-3851	<a href="mailto:makcmag@gmail.com">makcmag@gmail.com</a>
Ellie Cooper	(610) 865-1163	<a href="mailto:mamakoi@verizon.net">mamakoi@verizon.net</a>

#### Japanese Cultural Adviser

Misa Sitterly (703) 490-0770 [sitterly@comcast.net](mailto:sitterly@comcast.net)

MAKC Home Page: <http://www.makc.com>

Production: Cindy Graham, TC Publishing, Inc.



# Beginner's Corner

Ask a question and we will get you an answer.

## Question:

A number of members have asked about cleaning and shutting down their ponds.

## Answer:

The most important thing is to go into winter with a clean pond. Now is the time to put some kind of a net over the pond to keep leaves out.

Start with the cleaning. If your pond has a bottom drain the steps are easy. Change 50% of the water and remove any leaves that get through the net cover.

If your pond does not have a bottom drain, then change 50% of the water by pumping water from the bottom of the pond (the dirtiest water). Clean any debris from the bottom.

In both cases replace water adding dechlor.

When shutting down the pond don't forget to clean the filter now. It makes for an easier startup in spring.

To keep the water from freezing over this winter, hang an air stone from an empty water bottle about 9" from the surface.

If you live in an area with many trees, build a frame over the pond and cover with clear plastic. This keeps your pond clean and also reduces the wind chill over winter. The clear plastic lets light in to grow algae (fish graze on it).

Don't forget if you can change 10% of the water once a month over winter, the fish will be healthier next spring. ❖

*Note: This column offers suggestions only; the ultimate care of your pond and fish is up to you.*

## Need to Change Your email or Home Address?

## Have Questions about your Membership Status?

### Contact:

Barry Hixson  
5465 Towanda Dr.  
Bethlehem, PA 18017  
610-262-5184 or  
makcmembers@verizon.net

Renew Your MAKC Membership Online  
with a credit card?

Go to Credit Card Payments at  
[www.makc.com](http://www.makc.com)

## Wanted – Your Questions

Please email your questions  
to [makcmag@makc.com](mailto:makcmag@makc.com).  
We look forward to hearing  
from you!



# MAKC Corporate Members



Proudly Manufacturing Bead Filter Technologies for 17 Years

## Bubble Washed, PolyGeysers & Propeller Washed Bead Filters

- Reduce Pumping Cost
- Superior Solids Removal
- Can Be Sited Remotely
- 108 Industrial Ave., New Orleans, LA. 70121
- Phone: 504-837-5575/800-939-3659
- Douglas@BeadFilters.com
- www.BeadFilters.com
- Excellent Biofiltration
- Low Maintenance
- Easily Automated



[www.mazuri.com](http://www.mazuri.com)

**THE DIET OF ALL JAPAN GRAND CHAMPIONS SINCE 2003**

**Hikari**

To learn more, call 1-800-621-5619, or visit: [hikariusa.com/mak](http://hikariusa.com/mak)

Quality Koi Company

Nisei Koi Farm

856-299-7564

[info@qualitykoi.com](mailto:info@qualitykoi.com)



[www.qualitykoi.com](http://www.qualitykoi.com)




**KODAMA KOI FARM**  
YES WE LOVE NISHIKIGOI !!

**Taro Kodama**  
*President*

94-728 Lanikuhana Ave.  
Mililani, HI 96789  
email: [info@kodamakoifarm.com](mailto:info@kodamakoifarm.com)

Ph: (808) 623-2997  
Fax: (808) 623-2993  
[www.kodamakoifarm.com](http://www.kodamakoifarm.com)



East Coast – Patio Ponds, LTD  
301-874-8440  
West Coast – Laguna Koi Ponds  
949-494-5107

[www.MatalaUSA.com](http://www.MatalaUSA.com)

## Interested in becoming a Corporate Member?

Reasonable one time fee for the year – includes a Business Card size ad in all issues in this section and on the MAKC website.

Contact Barry Hixson  
at

610-262-5184 or  
[makcmembers@verizon.net](mailto:makcmembers@verizon.net)





## 2012 MAKC Young Koi Show

Kavent Bwint, Young Koi Show Chairman

Photos by Bill Story

**H**opefully, you were able to attend the 2012 MAKC Young Koi show held at the Quality Koi Farms. If not, you just missed the most educational show courtesy of our ZNA Certified Judges Dr. Arthur and Nicole Lembke. It was also Quality Koi's opening of their new greenhouse which was the site of our show.



**MAKC President Philip Gray with Judges Nicole and Art Lembke**

The planning of the event started in February for a June show with enthusiastic volunteers and vendors at hand. Due to unpredictable circumstances, the new greenhouse, which was under construction at that time would not be completed in time for June, hence the show was moved to September 22.

With Joyce Spears as a co-chair, she was sad to report that a few of the vendors dropped out due



**Grand Champion,  
owned by  
Philip Gray**



**Nicole Lembke awarding  
prize to Philip Gray**

to the schedule change. With the help from Philip Gray, we were able to have Kodama on board to join other vendors such as Seagate and Microbelift. On behalf of the MAKC, we would like to thank the vendors for making this a successful show. Volunteers were also pulling out and Koi registrations started out slow, but I'm



happy to report that new members were enthusiastic to show their Koi and volunteer.

Setup of the tanks started on Wednesday to assure that the well water came to proper temperature by Friday when fish were brought in. Joyce Spears with the help of David Hicks kept a close eye on the slow and steady flow of well water to fill the tanks and set-up air lines on Thursday as tables and chairs were delivered.

Friday started as volunteers came on scheduled. Jason Culp, a new member drove all the way from Pittsburgh with a handful of friends, arrived at 8am for the final set-up. Before we knew it, Koi started showing up and were happy to accept last minute Koi registrations. Friday started smoothly as the benching crew worked in symphony, tanks were assigned numbers and

each Koi documented. Vendor stations were also set-up.

Saturday signaled not only the start of the Young Koi show, but also the Opening of Quality Koi's new greenhouse. The set-up was spectacular with tables and chairs surrounding their show ponds.



**Awards Table**

The Awards table graced the end of the greenhouse where the major awards of crystals donated by Joyce Spears were displayed waiting to be awarded to the rightful owner. Framed certificates, donated by Seagate waited to receive the picture of the winning Koi for Best-in-Size. Best-in-Variety certificates were ready to have names printed on each of them.

Our ZNA Certified Judges arrived early and commenced judging promptly at 10 am. Eager



**Koi arriving for the show**



on-lookers listened to the judges' deliberations and tried to absorb pointers on choosing great quality Koi. The judges did a fantastic job and raved about the quality of Koi. Thanks to all participants for showing their beautiful Koi, you made this quite a memorable experience.



Photo by Ecological Labs

The scent of barbeque filled the air and people streamed in with excitement. Eric Nelson, Mayra Bustamante and Dinah Bwint manned the membership table. Gene and Ruth Rice had a wonderful collection of MAKC items and additional t-shirts with this show's logo were on display for sale. Raffle tickets were sold to win great prizes and auction items were on display from Kodama, Tomigai and of course Ruth's beautifully designed flag. Before long, it was banquet time and the winners' list was finalized.



All were ready to relax and socialize with new and old friends. The portion of food was abundant from the Barbeque Man. For dessert, Joyce Spears made her very moist Pumpkin Cake and Dinah Bwint made a Japanese Garden



themed chiffon cake with a 'few Koi in the pond.' After a satisfying dinner, all waited for the awards ceremony. It was very exciting to see new members receive awards for showing for the first time. We are also thankful to a few clubs



### World Wide Koi Club Friendship Award

donating special awards, namely the World Wide Koi Club, Mountain View Koi Club, Internet Koi of North America.

Finally, a special gift was given to the judges for all their time and effort and for sharing their



**Judges Nicole and Art Lembke receiving a thank you gift from the Bwints for judging our show.**

expertise with all of us. The judges' gift was hand-embroidered piece made by Dinah Bwint reflecting of the logo of the show. It was framed to depict a round window as described in the 'Inspiration' as 'looking thru the Judges eyes'.

On behalf of the MAKC, I would like to extend my deepest thanks to Quality Koi Farms for their hospitality and for allowing us to use their facility to host our show; Mat and Jen McCann for their hard work in setting up and cleaning up when we were short-handed.

I would also like to thank all who volunteered in some way. You are on the books for doing a great



job. Your time and services are very valuable to the club especially when we needed help the most.

A special thanks goes to Joyce Spears for being a great co-chair, extending herself when we needed help and for the great food and cake. Lastly, my warmest thanks to volunteers from other clubs, and who drove all the way to make this show possible. ❖

**See our vendors and award winners on the following pages.**



# Thank you to our Show Sponsors

**Kodama Koi Farm**  
**Microbe-Lift**  
**Quality Koi Company**  
**Seagate Filters**  
**TOMiGAI Koi Food**



**Kodama Koi** - photo by Ecological Labs



**Microbe-Lift** - photo by Ecological Labs



**Quality Koi Company**



**Seagate Filters**

# 2012 MAKC Young Koi Show

## Winners Board

Grand Champion	Philip Gray	Kohaku - 20-24"
Reserve Grand Champion	Philip Gray	Utsuri - 20-24"
Adult Champion	Kavent & Dinah Bwint	Showa - 20-24"
Young Champion	Kavent & Dinah Bwint	Kohaku - 16-20"
Baby Champion	Steve Barnes & Rob Moraru	Gin Rin "A" - 8-12"
Longfin	John Falconio	Longfin - Longfin
AKCA Award	Joyce Spears	Gin Rin "B" - 16-20"

### Best in Size

Size 1	Under 8"	Kohaku	Larry Pieper
Size 2	8-12"	Sanke	John Falconio
Size 3	12-16"	Kohaka	Kavent & Dinah Bwint
Size 4	16-20"	Show	John Lentzis
Size 5	20-24"	Kohaku	Philip Gray

### Best in Variety

Kohaku	Size 5	John Falconio
Sanke	Size 5	John Lentzis
Showa	Size 2	Kavent & Dinah Bwint
Utsuri	Size 3	Floyd & Carolyn Broussard
Tancho	Size 5	Joyce Spears
Gin Rin "A"	Size 4	John Lentzis
Gin Rin "B"	Size 4	Joyce Spears
Koromo/Goshiki	Size 3	John Falconio
Asagi/Shusui	Size 5	John Lentzis
Hikari Muji	Size 4	Kavent & Dinah Bwint
Hikari Moyo	Size 1	Eric Nelson
Kawarigoi	Size 5	Dennis Longenecker
Longfin	Size 6	Kavent & Dinah Bwint

### Friendship Awards -

World Wide Koi Club	Michael Bauer	Asagi/Shusui - 8-12"
Mountain View Koi Club	Floyd & Carolyn Broussard	Utsuri - 12-16"
Internet Koi Of North America	Kevin Paden	Gin Rin "B" - Under 8"



# 2012 MAKC Young Koi Show Winning Koi and Their Owners

Grand Champion on  
Cover and page 8.



Reserve Grand Champion



Owner - Philip Gray



Young Champion



Adult Champion



Owner - Kavent &  
Dinah Bwint



Owner - Kavent & Dinah Bwint



**Baby Champion**



Owner - Steve Barnes & Rob Moraru



**AKCA Award**



**Longfin Champion**



Owner - John Falconio



Owner - Joyce Spears





Owner - Larry Pieper

**Best in Size 1**



**Best in Size 3**



Owner - John Falconio

**Best in Size 2**



Owner - Kavent & Dinah Bwint





Owner - John Lentzis

**Best in Size 4**



Owner - Philip Gray

**Best in Size 5**

## In Memoriam – Ray Abell



Ray Abell (left) – notice the size of these Koi, they had just been pulled out of one of Ray's Mud Ponds.

**Owner Nishikigoi of Niigata  
Long-time Member of MAKC  
October 18, 1951 - October 18, 2012**

**I**t is with a heavy heart and great sympathy that I announce the passing of Ray Abell.

Ray was a respected member of the Koi hobby for many years, recognized for his knowledge and expertise. He started Nishikigoi of Niigata in 1991, and over the last 21 years he was able to cultivate this amazing one of a kind Koi facility.



Photos by Tom Graham

Ray was an extremely skilled Koi keeper who continuously raised the bar on Koi husbandry.

During his 30-year career Ray cultivated or helped raise many of the Grand Champions across the United States. With the same tenacity that he used to grow his business he shared his knowledge and love of Koi with all hobbyists. Ray was always willing to share a tip or give his advice openly.



Photo by Susan Boland

Ray Abell was an amazing man who will be missed throughout the world of Koi hobbyists.

Sincerely,  
Philip Gray, MAKC President



# Hi and Beni – The Difference

**BENI** = rouge

**BENI IRO** (color of BENI) = deep red, crimson

**HI IRO** (color of HI ) = scarlet

**For KOI...**

**KOHAKU** is KO (BENI) + HAKU (white)

KO = BENI (this is the character the Japanese use for beni).

So people use BENI when they describe the red pattern of KOHAKU.

**BENISHITSU** = BENI + SHITSU (quality) = quality of BENI

We use BENISHITSU for KOHAKU.

The word BENI is sometimes used for SANKE red, but when the quality is high.

Beni is never used for SHOWA, with the exception of a SHOWA that has KOHAKU quality BENI.

**HISHITSU** = HI + SHITSU (quality) = quality of HI

This is used for any variety including KOHAKU when we describe the quality of red.

**HIBAN** = red pattern.

There is no BENIBAN, I wonder why? BENI is always just BENI.

**BENIGOI** = BENI + KOI

Bengoï must be produced by KOHAKU, deep red with no white however there are KOI covered in top quality BENI all over (usually ends of fins and abdomen unavoidably shows little white background).

**AKAMUJI** = AKA (red) + MUJI (plain)

This is safer name to use for any KOI covered completely with red.

Normally it would have lower quality orange HI. When people succeeded in enhancing the color by food they may call that KOI a BENIGOI?

**HIGOI**

These appeared from MAGOI, mutation pale yellow KOI.

**HIUTSURI / HISHOWA...**

There is no strict definition between BENI and HI, but if you consider the type of reds seen on HIUTSURI and HISHOWA you can start to see the difference between BENI and HI. ❖

*Source, with thanks:*

[www.koi-uk.co.uk/dictionary/hi\\_and\\_beni.htm](http://www.koi-uk.co.uk/dictionary/hi_and_beni.htm)





## FISH DISEASES Transferrable to HUMANS?

by Carolyn Weise, Florida

**T**oday, a Koi club member I've known for many years sent an email. He saw the newspaper article about someone who went diving, injured his leg on some rocks, and developed a very bad (bacterial) infection.

*He wrote: "In today's Newsday was an article how a man lost his leg from flesh-eating bacteria. The man was exposed to poison ivy and developed an infection in late July after scuba diving in a fresh-water quarry."*

*I'm assuming somehow the bacteria must have been in there and it just got into the open sore and went from there. The story is on page A8 of Newsday, Saturday, September 29, 2012.*

*I think it would be a good point to bring up to our members, the dangers of putting our body parts in pond water with open cuts."*

The term "flesh-eating" is what we may normally consider *Aeromonas* in our beautiful Koi. All it takes is one accidental injury, one cell knocked off, and *Aeromonas* can dive right in. The way *Aeromonas* works is by infecting the opening, but instead of only "eating" the dead tissue (scab) it also emits a strong enzyme that kills off surrounding area cells. Thereby this assures the bacteria of plenty of food (and the death of the host fish). Flesh-eating is exactly what it does on the fish but this particular strain of bacteria is not specific to fish. It has been identified in human rotting flesh. It also is not limited to ponds, lakes, and rivers. It is ubiquitous. It is in the soil around you. So, if you kneel on a sharp object, a shard of glass perhaps, and cut your

**Is it safe to go in the water? Be sure to wash your hands. Photos courtesy of ABC's of Ponds by Carolyn Weise.**



Koi with Aeromonas Sore

knee, it is as likely as not that you will invite *Aeromonas* into your own body.

Science found that there are factors that determine the damage done by *Aeromonas* species.

An immune-suppressed individual will be more susceptible (ie- diabetic, sick, dialysis, young child, elderly, & anyone in a weakened condition). Certain geographical economically depressed areas will not be able to deliver treatment timely. *Aeromonas* has shown resistance to salt, chlorine, and other purification methods.

According to E. Botticelli & M.C. Ossiprandi (paper published 1999) The most common syndrome is confined to the gastro-enteric tract (Varone et al., 1998); sometimes it runs a course identical to the condition known as "traveler's diarrhea" (Yamada et al., 1997). The clinical findings are similar, although less dramatic, to the ones of cholera: watery diarrhea, fever and vomit; occasionally the disease can be more severe, with mucus and/or blood in the feces. In compromised patients, the gastro enteric form can develop into a severe abdominal or septicemia infection (Saito and Schick, 1973).

Recently the occurrence of a hemolytic-uremic syndrome following an *Aeromonas* gastro enteric disease has been described. This syndrome is very similar to the one brought on by *E. coli* O157:H7 and is caused by an *Aeromonas* cytotoxin which is genetically and antigenically different from the *E. coli* cytotoxin.

*Aeromonas hydrophila* can also be responsible for infections localized on the skin and soft tissues. The condition is characterized by myositis or necrotizing myositis and it is often associated with wounds contaminated by water or soil; usually it involves the lower limbs

(Khardori and Fainstein, 1988), owing to the high diffusion ability of *Aeromonas*.

Other localized forms, usually arising from a septicemic status, are far less frequent: meningitis, corneal ulcerations, endophthalmitis, osteomyelitis, septic arthritis, endocarditis, peritonitis, biliar obstruction and colecistitis, intra-abdominal abscesses, urinary infections, otitis media (Khardori and Fainstein, 1988). The prevalence of respiratory infections, evolving into pneumonia, lung abscess or empyema is increasing (Janda and Abbott, 1998). Some Authors have reported the occurrence of *Aeromonas* infections as burn complication in hospitalized patients.

The sources of *Aeromonas* infection in man: The aeromonads are bacteria with aquatic habitat and belong to the autochthonous flora of fishes and amphibians. In the strict sense, they are not part of the enteric flora of man, although Araujo et al. (1991) have demonstrated that about 1% of healthy adults are carriers. The sources of infection for man can be grouped into two major categories: the first one refers to the environment-water-animals complex, the second one to the ingestion of contaminated food.

In the end, I can't stress the importance of washing hands after working in the pond, or wearing protective gloves and/or eye wear to prevent problems. Nobody should be stressed over their pond and you should continue to enjoy it. Sick fish happen to everybody, but when they are sick, you can see it. Be careful handling sick fish! Dirty ponds are going to naturally have higher bacterial counts. Keep the pond clean! These are common sense practices that we all know and practice. This is just a reminder that in our day-to-day lives, there are things out there than can be harmful.

So, get your rest, eat right, and wash before eating. Hmmm, everything we need to know we probably learned in kindergarten (smile)... ❖





# Retirement Pond in Flat Rock - Finished!


by Wayne Orchard & Susan Boland,  
North Carolina

**B**efore delving into a description of the heart (aka the filtration system) of our retirement pond, we want to bring you up-to-date on our to-do list:

- Stuller Power Systems installed all electrical wiring. He also installed three-way switches so that we can turn off the bottom drain air domes and the skimmers/waterfall from the deck as well as in the filter room.
- Tom Leonard did a superb job painting the pergola and Hardiplank surrounding the bottom of the deck as well as staining the deck. The addition now looks like it has always been there.
- The 4' wrought iron-like aluminum bronze-colored fence is partially installed. The manufacturer failed to deliver 2 panels so it is another 3-4 week wait to get delivery of the missing panels and re-schedule the installer. We love the look, but not using an "in stock" item can try one's patience!
- On October 16, Steve Haun of Tanbark Landscape Co., Inc., installed the landscape around the waterfall, pond and patio. We



**Before**



**After**



have four Japanese Maple Trees and a Bosnian Pine as well as Skip Laurel, Rhododendron, deciduous Holly, Goshiki Holly, variegated Euonymus and Juniper. It looks terrific now and will look even better when it has had some time to mature.

- We have Koi in the pond! On October 14, we moved two Koi from the Roemer pond to our pond. The Koi are doing well in their new pond. We plan to move our remaining 16 Koi to their new home over the course of about a month. Many thanks to our good friends, Betty & Dick Roemer, for babysitting our Koi in their pond for almost two years!

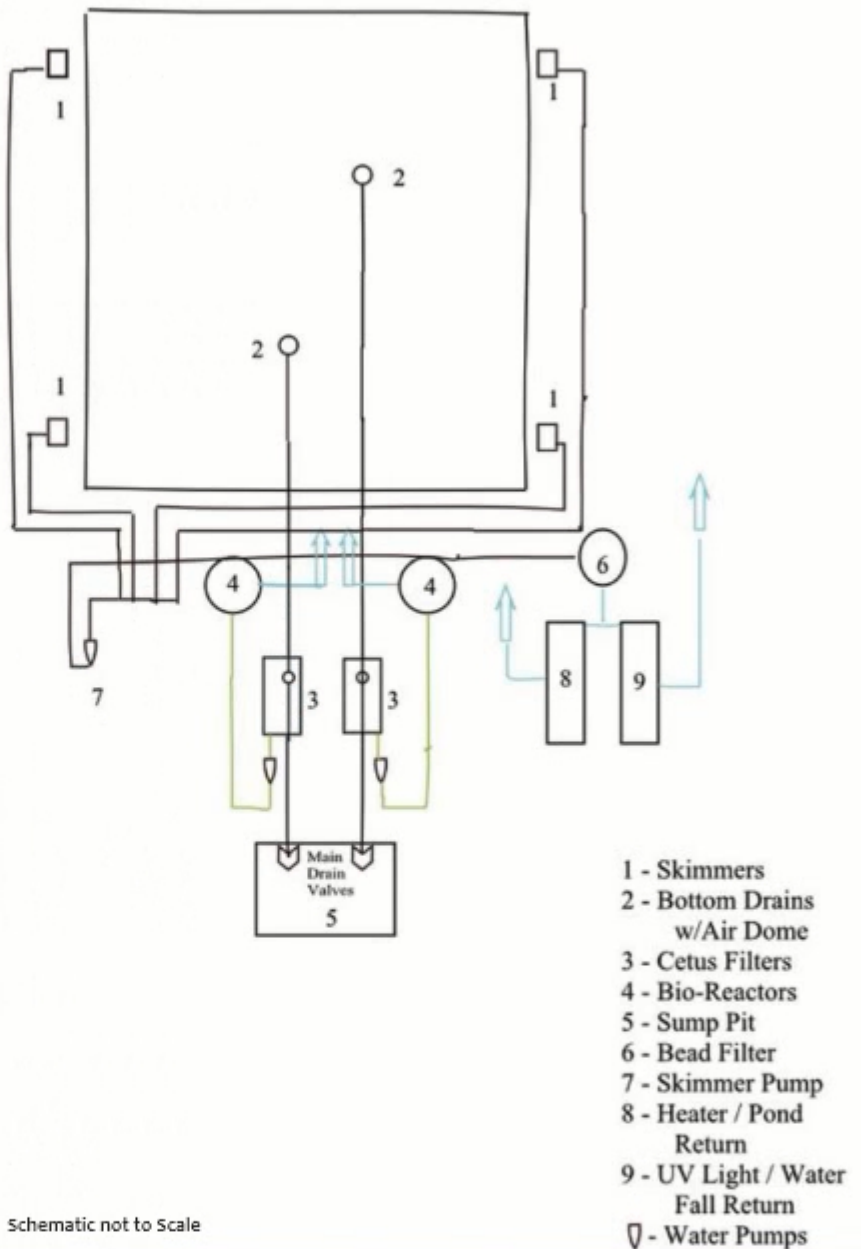
### The Filtration System

To anyone who has been around the Koi hobby for a while, you will recognize that the filtration system is a pretty basic design. (See schematic.)

We have two parallel primary biological filtration systems. We have two 4" bottom drains (Koi Toilet with air domes). Water for each system is supplied by one of the bottom drains. The 4" bottom drain water line travels underground to a "T." The top of the "T" supplies water to a Cetus Sieve pre-filter with a 300 micro screen to

remove large solids. (The other side of the "T" continues to a 8' deep sump used to periodically flush the bottom drain line.) Water is pumped from the Cetus Sieve via an Evolution Series 4500 pump to a Clearwater Low Space Bioreactor (LSB 25). Water then flows by gravity to water returns about 18" under the pond water surface.

## Wayne Orchard and Susan Boland's Koi Pond





**Filter Room**

**Heater**

**Filter sump in foreground**

**Cetus Sieve**



**Air Pumps**






We also have four skimmers – one in each corner of the pond. Water from the skimmers is piped into the filtration room to a manifold to a ¼ hp. Sequence pump and then through a 2.2 AquaBead 2.5 filter – to polish the water. Skimmer water can return to the pond two ways. The Summer water flow goes through a 120 watt Emperor Aquatics UV light and back to the pond via the waterfall. In the Winter, the skimmer water will go through a Kozy Koi heater, then back to the pond through an in-pond water return line. The AquaBead filter, UV light and heater are awaiting installation.

We gathered the component parts over a 2 year period, primarily from the pond at our previous home (the Sequence pump, air pumps, AquaBead filter and UV light) and other Koi keepers, Art & Nicole Lembke (LSBs & air pump), Jim Reilly (heater), and an Ohio Koi

keeper (Cetus Sieve pre-filters, bottom drains and Evolution Series pumps). Our go-to source for PVC was our local Lowe's store. (We are on a first name basis with the cashiers there!) Hard-to-find valves and other components were purchased from Aquatic Eco-Systems. Information on components is at the end of this article.

As of October 19, the LSBs have been online for about six weeks. Following former MAKC



member Larry Lunsford's instructions on "Jump Starting a Biological Filter," we added ammonia for the first four weeks. [www.rmkc.net/articles/Jump\\_Start\\_Your\\_Bio.pdf](http://www.rmkc.net/articles/Jump_Start_Your_Bio.pdf) The filters have been slow to cycle, probably because the water temperature is only 60° F. On week six, we added two Koi. As mentioned above, we plan to slowly add our 16 Koi so that our filters can come up-to-speed.

Our goal is to "over filter" our 10,000 gallon pond to provide an optimum environment for





our Koi, Thus far, we are pleased with its operation, particularly with the ease of operation of the Cetus Sieve. Time will tell whether we have, indeed, created an environment in which our Koi will thrive.

Well, it has been a long project. Although we broke ground officially on May 7, we had been planning the pond for at least a year before that! We are over the moon with the finished pond and look forward to enjoying our fishy friends for what we hope are our many retirement days.

### **Component Information**

#### **Koi Toilet:**

[www.newenglandkoi.com/Bottom-Drains/Koi-Toilet-p-585.html](http://www.newenglandkoi.com/Bottom-Drains/Koi-Toilet-p-585.html)

#### **Evolution Aqua Cetus Sieve pre-filter:**

[www.evolutionaqua.com/acatalog/The\\_Cetus\\_Sieve.html](http://www.evolutionaqua.com/acatalog/The_Cetus_Sieve.html)

#### **LSB 25:**

[www.aquaticceco.com/subcategories/2652/Clearwater-Low-Space-Bioreactor](http://www.aquaticceco.com/subcategories/2652/Clearwater-Low-Space-Bioreactor)

#### **Evolution Series 4500 Pump:**

[www.electricmotors.com/evolution\\_es\\_series\\_pumps/evolution\\_es\\_series\\_pump\\_es4500.html](http://www.electricmotors.com/evolution_es_series_pumps/evolution_es_series_pump_es4500.html)

#### **AquaBead 2.5 Filter:**

<http://www.aquabead.com/AquaBead-250-Filter-AquaBead-Filters-sc-27.html>

#### **Emperor Aquatics UV Light:**

[http://www.emperoraquatics-pond.com/smart\\_ho\\_uv\\_sterilizer.php#120watt](http://www.emperoraquatics-pond.com/smart_ho_uv_sterilizer.php#120watt) ❖



**QUALITY KOI COMPANY, INC**

**QUALITY KOI COMPANY WILL BE HOLDING MONTHLY SEMINARS AT THE FARM THIS WINTER IN OUR NEW GREENHOUSE**  
**2012-2013**  
**FARM SCHEDULE**

**OCTOBER**

**5-8 - QKC MAIN EVENT HARVEST**

20-21- HOSTING AMERICAN JUDGES SEMINAR

**NOVEMBER**

17TH - 10-12PM KOI CLASS 101

**DECEMBER**

15TH - 10-12PM KOI CLASS 102

**JANUARY**

19TH - 10-12PM KOI CLASS 103

**FEBRUARY**

16TH - 10-12PM KOI CLASS 104

**MARCH**

9-10TH - ATTENDING THE ORLANDO KOI SHOW

23RD - 10-12PM KOI CLASS 105

**APRIL**

20TH - OPENING OF THE FARM FOR THE 2013 SEASON

27TH - 10-12PM KOI CLASS 101

**MAY**

4TH - 10-12PM SEMINAR DEVOTED TO OUR 555 EVENT KOI

5TH - ANNUAL 555 KOI EVENT

*October 5-8th  
2012 Main Event Harvest*

*Enjoy a full weekend of Koi Appreciation*

**QUALITY KOI CO. WELCOMES CLUBS AND GROUPS  
TO HOLD YOUR MEETING AT THE FARM  
CONTACT US TO SCHEDULE YOUR MEETING!**

**[WWW.QUALITYKOI.COM](http://WWW.QUALITYKOI.COM)**

EMAIL - [INFO@QUALITYKOI.COM](mailto:INFO@QUALITYKOI.COM)

TEL - 856-299-7564

104 EAST QUILLYTOWN RD \* CARNEYS POINT, NJ 08069



# My Winter Project or How Do Koi Grow and Change Their Spots?

by Diana Lynn Rehn, Washington



I recently was given some baby Koi from members of the North Idaho Koi Keepers (I am a member of NIKK also), Greg and Judy Linnebach. Greg and Judy have made more than one trip to Japan to hand pick their Koi.

So Greg and Judy's Koi spawned. It is my understanding that the female is an Ogon Yamabuki (spawner). An Ogon Yamabuki is a solid yellow, metallic Koi. Or at least that is the most likely. There also was a female Sanke, Kohaku, and two Showas. The male (spawnee) is a Goshiki for sure as he was the only guy Koi in the bunch.



A Goshiki is a white Koi with a red Kohaku-like pattern and black reticulation on the scales. The reticulation can be heavy on both the red and white scales (old style) or more white scales showing with the reticulation more of a grey and not much, if any, on the red. I prefer to call them Mom and Pop! Moms and Pop came from Japan, directly from Tosho Sakai and all high quality Koi.

Frank and I went over on Saturday as Greg and Judy are taking out the large Koi to board them at other ponds and covering their pond until the spring. At that time they will be closing this pond. They now live in Phoenix, Arizona and will have to decide on a having a pond in Arizona, and then build it.

We looked into the pond and saw the 5 beautiful Moms and lots and lots of baby Koi. They had survived being caviar to Moms. The sides of the pond had some pretty heavy algae so they were able to hide out until they were big enough that Moms would not be interested in them being snacks anymore. I don't know how many were in the pond, but there must have been 300 or 400 at least! Greg and Dan Olson slowly scooped some of the babies up in a net (approximately 20) and we looked. Some looked quite promising. But did you know that Koi breeders cull most of the babies until they get maybe 20 good ones, if that! So, who knows what these babies will grow up to be.

It looks like there may be a few Kohaku, and one Tancho (white with a red spot on its head). It is really hard to tell when the babies are under an inch long (or were last Saturday, right now they have grown a lot, some even doubling in size). Standing there looking at the cooler we could see about 3 or 4 that looked like they might become Goshiki, some that looked to be like Yamabuki. We even have some that look like Ki Utsuris.

The Kohaku-looking Koi are very light, you can just see the red developing. The Yamabuki look

yellow, but somewhat blotchy-looking yellow on the entire body. The Goshiki have markings of the black, you can barely see the red, and obviously absolutely no reticulation at this time. The most interesting are what I am calling the Ki Utsuris. They have black markings sort of like a zebra on their bodies with the spaces between the black looking yellow.

I am interested in seeing how these colors develop. Will what I feed them affect the color? If I feed them too much shrimp right now will it affect the color development? Will they continue to get darker in the pattern and type I think they are now?

I am also interested in their growth rate. Should I feed them high protein food just to see how fast I can make them grow? If I do this will they get a chance to really develop their color? Even then I want to make sure they get enough to eat, so should I feed them 5, 6, 7, or 8 times a day? Should I feed them vitamins? See, decisions to be made here for sure.

One of the Moms was taken into quarantine and after scraping and examination under the microscope it was found that she had parasites (skin flukes) which can be treated, but heck, these are tiny guys! So, how long should I wait...I will have to watch closely for any "flashing" behaviors..no, not that kind of flashing, these are young Koi..lol..they rub or jump against objects or even the bottom and sides of the pond or, in this case the tank, trying to get rid of the parasites.

I also need to keep good track of water quality as they are in an indoor 55-gallon fish tank. I want them to be warm for the winter, but not too warm so it will stay room temperature..heck, I like it about 72 degrees so they better also! But regular water changes should be made. I will be changing about 2 to 3 gallons daily which equates to about 40 percent each week. Normally in an outdoor pond you should do weekly water changes of about 10 percent per week. I will do



**Free Expert Advice Is Always in Stock**



AES has a complete selection of the koi food and water conditioner brands you trust at prices that'll make you go kichi. A variety of these diet formulas and natural additives are in stock in bulk sizes. Buy big and save!

**PRICE  
MATCH  
PROMISE**

*Koi club members,  
inquire about our AES  
Club Discount Program!*

**AQUATIC  
ECO-SYSTEMS, INC.**  
Since 1978

Phone Orders and Tech Advice: 877-347-4788  
Online Orders: [AquaticEco.com](http://AquaticEco.com)



**KLOUBEC  
KOI FARM**

*North America's Premier Breeder of Champion Koi*

1375 BAXTER AVENUE NW - AMANA, IOWA - 52203  
(319)846.2077 [kloubeckoi.com](http://kloubeckoi.com)

**BUY DIRECT FROM THE BREEDER!**



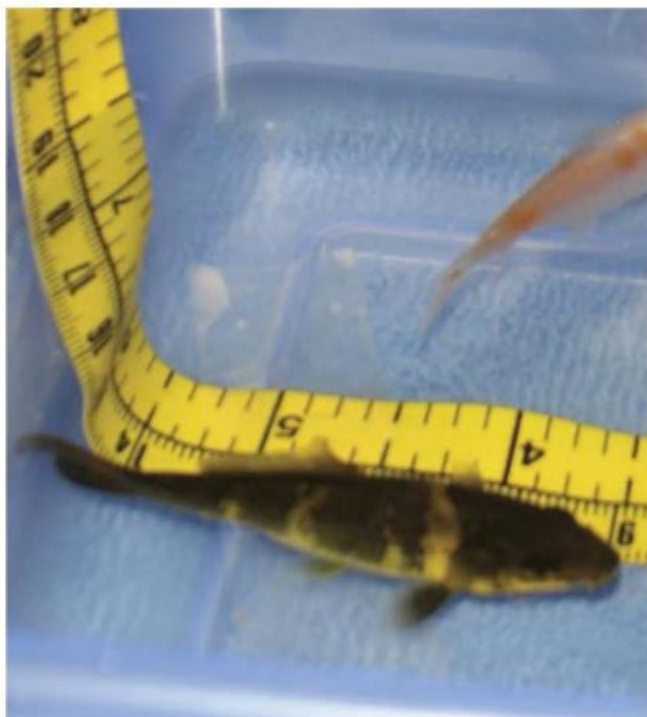
**2010 AMERICAN KOI BREEDERS  
COMPETITION WINNERS**

- Grand Champion
- Young Champion
- Butterfly Large
- Butterfly Small
- 5 of 5 Best In Size
- 9 of 13 Best in Variety


Visit us at the  
**MAKC SHOW**  
Sept. 23-25, 2011  
in Westminster, MD

more inside as the space they have is pretty small, but then again, so are they.

I am so excited to be able to have this opportunity to watch the babies grow and develop. I will be taking pictures and updating you about once a month in this experiment. I am sure I will grow fond of each of them. I am already rooting for the smallest Koi, about  $\frac{3}{4}$  of an inch long which



I think is a Goshiki. I was planning to grow them out for the winter and then give them away. But, maybe I won't be able to part with them after sitting there in my living room watching them for hours upon hours. I am just mesmerized by these babies and am excited to see the outcome. I hope you will enjoy this journey with me! ❖



## New Products

### Pentair's Aquatic Systems Business Acquires Aquatic Eco-Systems, Inc.

October 05, 2012 - The Aquatic Systems global business unit of Pentair Ltd. (NYSE: PNR) announced



today its acquisition of Aquatic Eco-Systems, Inc. (AES), a global leader in custom design solutions,

equipment and supplies distribution, and technical support for aquaculture markets. AES serves a variety of aquatic interests and industries, from commercial aquaculture and lake management to public aquariums and water gardens.

"The acquisition of AES is in line with our strategy to focus on the expanding aquaculture industry," said Karl Frykman, President of Pentair's Aquatic Systems

#### Color Changing Colorfalls

Atlantic's new Color Changing Colorfalls feature a new weir design that allows more water to come through, adding body and extra color to your falls, while the new light bar offers 48 different color options. The new Colorfalls feature more vibrant colors, a remote control, a modular design for custom spillway widths and an optional master controller that will allow you to synchronize up to 5 units in custom displays. The weir also features a removable back plate, removable baffle, and 1 1/2" side and rear plumbing options for maximum versatility and ease of maintenance.



**Atlantic Water Gardens**  
**Jim Chubb, National Sales Manager**  
330-274-8317  
[www.atlanticwatergardens.com](http://www.atlanticwatergardens.com)  
[info@atlanticwatergardens.com](mailto:info@atlanticwatergardens.com)

global business unit. "Combining our world-class operational processes, investment capabilities and global reach with AES's extensive aquatic product offerings, systems and their in-house team of biologists, engineers and technicians, creates a comprehensive resource for aquaculture technology, equipment and engineered solutions."

AES is headquartered in Apopka, Florida. Robert D. Miller will continue in his role as Chief Financial Officer of Pentair's Aquatic Systems business and has been appointed to lead the day-to-day operations of its aquaculture business, including AES.

Terms of the deal were not disclosed.

[www.aquaticeco.com](http://www.aquaticeco.com)  
[Pentair Ltd. \(www.pentair.com\)](http://www.pentair.com)

#### Saki-Hikari® Pure White

Saki-Hikari® Pure White™ is the newest addition to the world's most advanced koi formulations from the undisputed leader in koi nutrition, Hikari®. Saki-Hikari® has been the uninterrupted diet of choice for All Japan Champions since 2003 and Pure White™ was used by the winner of the 2012 show. Specifically formulated to help develop a deep, translucent Shiroji (white area) this diet has already received high praise from Japan's top breeders. Targeted at show-quality koi where improvement of the white is required for the top prize, Pure White™ will provide excellent results leading up to show time. Its characteristics also make it usable in cooler water temperatures too.



**For more information and availability of Saki-Hikari™ Pure White™ contact Hikari Sales USA, Inc. (800) 621-5619 or email us at [fish@hikariusa.com](mailto:fish@hikariusa.com).**

To see full product information please refer to the companies website. This is for informational purposes only. Send new product information to [cindy@tcpubinc.com](mailto:cindy@tcpubinc.com)



# Pond Maintenance

by Don Harrawood, SKAPA

- One of the major causes of fish diseases is lack of pond maintenance. Organic buildup in the bottom of the pond decays and produces hydrogen sulfide, which is very toxic to fish.
- A mechanical pond filter should be cleaned as often as necessary to maintain good water quality.
- Many ponds do not have a mechanical filter. Absence of a mechanical filter results in high pond maintenance and distress to fish. A mechanical filter drawing water from a bottom drain is essential to fish health and to pond bottom cleanliness.
- Pond pumps and filters should operate continually except for short down periods for maintenance. Running continually is necessary to keep a good supply of oxygen to the bio-converter bacteria, and to continue removing solids and chemicals from pond water faster than they develop.
- An Ultra Violet (UV) light emits a specific band of wavelength primarily used to control the formation of single cell algae. The UV, if used at the proper size, will kill (green water) algae, which will then clump together and can be filtered out. Your pond should not have green water problems as long as the UV is properly sized and maintained. UV light tubes should be replaced yearly.



- Ideally, the higher the stocking density of Koi, the faster the water turn over rate should be. The faster the turn over rate, the faster the impurities will be removed and the more oxygen will be dissolved into the water.
- Pond owners hate to see green water because it is unsightly and we cannot see the fish, but Koi thrive in green water.
- In general, a pond owner should make a 10% water change weekly. As water evaporates, solids build up in the water and can only be removed through water changes. Don't forget to use dechlorinator when making water changes.
- When cleaning the bio-converter media, flush it off with pond water. Do not use city tap water since it contains chlorine, which will kill your beneficial bacteria on contact. ❖

# Pond Water Leveling Valves

by Don Harrawood, SKAPA


**A** pond water leveling valve is a device installed on most Koi ponds that will automatically maintain the water level in the pond at a fixed level. There are several different kinds of water leveling devices being used in Koi ponds. Most of these fail at one time or the other, and when failure occurs, it generally fails in the open position, which will cause overflowing the pond and possible death to Koi due to chlorine poisoning.



A separate fill line with a needle valve can be added to safely replace the present fill valve. A needle valve can be adjusted to very minute water flow rates. The flow rate can be adjusted to exactly refill the pond at the rate of evaporation or water loss. It will take a few days to adjust the valve to the exact rate needed to offset water loss. Once the final setting is achieved, there will be absolutely no worry about overflowing of the pond.

There could be problems in some areas of the country with the use of a needle valve. If you have hard water, eventually, the calcium in the supply water could build up inside the valve and restrict and reduce the water flow through the valve. Also, in some parts of the country the rate of evaporation can change with a change in humidity. Heavy rain can cause the pond to overflow and water will need to be removed from the pond. Any one of these conditions may cause the need to readjust the valve to a different setting. Regardless of any of these exceptions, using a needle valve should not cause a pond to overflow. ❖

Have a picture to share?



Send your photos to the  
Editor, Carolyn Weise at  
[makcmag@makc.com](mailto:makcmag@makc.com)



# On the Road to a Koi Event

2013

February 23–24

## Koi Club of San Diego

26th Annual Koi Show, held at the Del Mar Fairgrounds, Activity Center. Free Admission. Contact Matt Rhoades Show Chairman, matt@koisd.org. Vendors contact John Svelan at john@koisd.org. Come on, you know you want to go to Southern California in the Winter. Start by visiting their website at [www.koiclubsandiego.org](http://www.koiclubsandiego.org)

March 8–10

## Central Florida Koi Show 2013

Held in Orlando at the International Palms Resort, 6515 International Drive, Orlando, FL 32819  
<http://cfks.org>

March 17–18

## 38th ZNA SoCal Koi Show

Held at the Gardina Civic Center - 1700 162rd St., Gardina, California 90247  
Looking forward to seeing you all there.  
<http://znasocal.org>

Have information on an upcoming Koi event that you think others should hear about, please send the information to the editor at [makcmag@makc.com](mailto:makcmag@makc.com). We will be glad to include it in future articles.

Don't forget your own MAKC Club has events coming up that can be found in our digital magazine or at [www.makc.com](http://www.makc.com). We always need volunteers for meetings and shows. We hope to see more of you visiting shows, attending club meetings, and volunteering to help at Koi events



this year. It is amazing how much you can learn by helping. Take advantage of being an MAKC member and participate in the club events.

See you soon at a Koi event. ❖

## MAKC Health Hotline Volunteers

Tom Burton	Middletown, NJ	732-671-7045
Jan & Bill Fogle	Wayne, PA	610-687-3105
Floyd Broussard	Woodbridge, VA	703-491-4921
Terri Janas	Ashburn, VA	703-729-2988
Jeff Nicholson	Odenton, MD	301-912-1928

All members have microscopes and health books. In the event of a recorded message, please suggest a time when you're home to receive a return call or when you'd like to call back.

Please remember that advice is given based on your input—the ultimate responsibility and treatment must remain with you.



# Saugerties Chapter Autumn Meeting

by RoseMarie Ehrich, New York

Sunday, October 14th began as a cold and rainy day, and then thankfully changed over to a bright sunny afternoon. Our meeting was held at our new member Jack Paparo's home and pond.

Jack's home is located in Saugerties near the Woodstock area. Driving to his home was a treat, as we journeyed through the woods; we experienced the feeling of driving through a National Park.

With seven members present, discussion centered around Herb & Paul's recent visit to Quality Koi in Carney, NJ. Both Herb & Paul shared information about the lessons they learned from hands-on experience while at Quality Koi. Harvesting 1 year old Koi was the highlight of that day.

Thanks to Mat McCann for his patience and willingness to share his knowledge with Herb & Paul. They came away with new ideas and valuable Koi information which included identification, selection, measurement and determination of cost. It was a great learning day!

During the meeting, Paul demonstrated how to use a water testing kit, as he tested Jack's pond water. Interesting discussion ensued regarding the frequency of water testing, its quality, and the seven new Koi. They were not making an appearance due to their apparent shyness, or perhaps just getting used to their new environment.

Jack shared with us the step-by-step pictures of his building of the pond. A work of art which involved more than a decade to complete. A worthwhile project which can be enjoyed for many decades to come.

Herb spoke about identification and its importance in the selection and future purchases of Koi. He announced that our next meeting would be indoors at Inquiring Minds Bookstore in the Village of Saugerties, on Sunday, November 18.

Mystery boxes were raffled, fun was had by all, and MAKC will receive an additional donation from the Saugerties Chapter.

Thanks to all who participated in this meeting, a special thanks to Jack for his hospitality. ❖





## Treasurer's Report

Submitted by  
Carolyn Broussard, Virginia

Balance as of July 7, 2012 \$20,367.56

### Income:

Magazine Ads	5,710.00
Young Koi Show 9/2012	2,173.00
MAKC Membership Dues	1,372.50
Club Sales	563.00
Raffles	380.00
ZNA Dues	120.00
Total Income	\$10,318.50

### Expenses:

Newsletter Production 4 Issues (Jul/Aug/Sep/Oct)	3,200.00
ZNA Dues	1,414.59
Young Koi Show 9/2012	800.00
Credit Card Fees	445.01
Host Fees & Mtg Exp	398.97
Website Annual Support/ Maintenanc	336.40
Equipment	300.00
Miscellaneous	86.66
Total Expenses	\$6,981.63

Balance as of October 5, 2012 \$23,704.43

### Reserve Account/Prepaid Memberships

Balance as of April 30, 2012	\$6,408.24
Interest Income	0.11
Balance as of September 30, 2012	<u>\$6,408.35</u>

### Summary of Income & Expense Young Koi Show 2012

October 5, 2012 YTD Income	\$ 3,046.75
Vendor Refund	-621.25
October 5, 2012 YTD Expense	1,151.20
Net YTD Income (Expense) Not Final	<u>\$1,274.30</u>

## MAKC Events

### Saugerties Chapter Meetings

*Sunday, November 18*

*Inquiring Minds Bookstore  
Saugerties, New York*

Check website for more information and Yahoo  
Announcements. Or contact Herb Ehrich at  
HerbEhrich05@yahoo.com

*Sunday, December 9*

*4:00 pm to 6:00 pm  
Third Annual Holiday Meeting  
Hosted by Herb & RoseMarie Ehrich*

Bring a \$20 koi or pond related grab bag gift for a  
fun time. Refreshments will be served.

Contact Herb Ehrich at  
HerbEhrich05@yahoo.com ❖

Send your meeting and event  
information to Joyce Spears  
856-478-2952 or  
gjs63@comcast.net.  
Deadline November 15th  
for the Jan/Feb 2013 issue.

## Sunshine Column

Keep Andrea Duggan, Long Island, in your  
thoughts & prayers. She had major surgery  
in October.

Know someone to list in our Sunshine  
Column - Email Carolyn Weise, Editor  
makcmag@makc.com ❖



## F..A..S..T.. Ads – November/December

*Disclaimer: MAKC and its officers assume no responsibility for claims of advertisers or the quality/serviceability of goods offered.*

### FOR SALE

Remember any MAKC member can list their Koi, pond, or related items for sale here in your magazine at no charge. Please contact Ellie today if you have something for sale.

**BAMBOO.** Winter hardy and tropical for indoors. Thinning collection. Reasonable prices. Call Ron Altman, NY 718-442-1673 (Office) or 908-658-3055 (H).

**HOUSE FOR SALE – SILVER SPRING, MD**  
Spacious (3112 sf) 5 br/3ba rambler sited in center of cul de sac on 13530 sf private lot w/6000 gal unique grotto waterfall with intricate high-tech filter system stocked with big Japanese Koi. \$425,000 Tish Ziner (Realty Force) 301-793-8474 or tishziner@mrisc.com

**KOI FOR SALE.** Overstocked at Millbrook Pond in Haverford, PA. Contact Tom East for less than wholesale pricing on beautiful and healthy Koi. tomeast21@gmail.com or 610-937-0321.

### F..A..S..T.. Ads Policy & Deadlines

F..A..S..T.. Ads are available FREE to MAKC members only; no commercial ads. Ads are limited to 10 items and must include name, phone number, town and state. Deadline is the 1st of each month.

**Help** do you have an hour or two? We need a volunteer to manage this page. Please contact

Philip Gray • 516-486-5163  
philielgray@mac.com

**PUMP.** Performance Pro AP3/4-HF-C Pump with 4" fittings. Purchased a couple of months ago, never been out of the box. Retail over \$800. I will sell it for \$600.00 at my house here in Arnoldsville, GA or plus shipping if you can't pick it up here. Call 706-742-7418 or chamann@windstream.net

### WANTED

**KOI.** Foster Home. Large natural pond. Happy to accept your overgrown or unwanted "children." Call Rich Menashe in Metuchen, NJ, 732-767-0720.

**KOI.** Wanted Healthy Pond Grade KOI over 10". Will pay reasonable prices. I have a 750,000 gallon pond and will adopt any unwanted KOI. Call Joseph Pollock in Virginia at 540-788-9222.

**KOI.** Wanted for large deep natural pond next to soon to be built wine tasting room in wine country of Northern Virginia. Happy to accept any and all Koi of any size and color. Stop by and visit them next year when our tasting room opens. Call Mark Malick in Purcellville, VA, 540-270-3399 (cell).

**KOI BITO MAGAZINES** – in good condition. Send list with asking price, or call Roger Klocke 701-491-2803, E-mail at rklockejr@aol.com.

BLACKWATER  
**GOLD - N**  
PROFESSIONAL DIET  
HIGH QUALITY KOI & GOLDFISH FOOD  
AQUATIC NUTRITION INC.  
AQUATICNUTRITION.COM 352-357-0902



Mailing address: Roger Klocke,  
4805 Meadow Creek Dr., Fargo, ND 58104.

**KOI STORE EMPLOYEE.** Looking for a knowledgeable Koi and pond hobbyist. Part-time, competitive pay. Outstanding employee discounts! Call John at Blue Ribbon Koi Products. 703-753-7566.

**MAKC CENTRAL CHAPTER VICE-PRESIDENT.** Schedule 4 to 12 meetings per year. This includes making sure that the meeting announcement is submitted to the magazine and the MAKC website. Plenty of advice and support are available. Your "compensation" .... knowing that you have given back to MAKC and your fellow members. Please don't wait for someone else to step forward! MAKC is a membership organization. If more than one person is interested, you can share the fun! E-mail Philip Gray at philiegray@mac.com or call 516-486-5163. ❖



**Long Island  
Fish Hospital**

**J. M. Tepper, DVM**

**631-281-5612**

**longislandfishhospital.com**

## Mid-Atlantic Koi Ad Index

Aquaculture Bead	Kodama Koi Farm .....2, 7
Filter Specialists .....2, 7	Long Island Fish Hospital ...38
Aquatic Eco-Systems, Inc. ...30	Matala USA .....7
Aquatic Nutrition -	Mazuri .....7
Blackwater Gold-N .....37	Nisei Koi Farm .....7, 27
Hikari .....7, Back Cover	Quality Koi Company ...7, 27
Kloubec Koi Farm .....30	

## Advertise in Mid-Atlantic Koi!

**Ad Rates SLASHED** from \$15/issue\* for a business card ad to \$300/issue\* for a full page color ad.

Reach your target audience of Koi keepers & water gardeners each month and leave your competition in the dust!!

Contact Susan Boland at  
828-693-3851 (leave message) or e-mail:  
makcmag@gmail.com  
to request information on our advertiser  
packages and/or a copy of  
our ad rate sheet.

\*With an annual 10 issue contract.



## *A Picture to Share*



Have a picture to share? Send your photos to the Editor, Carolyn Weise at [makcmag@makc.com](mailto:makcmag@makc.com).



# MAKC Membership Application

**W**e are pleased that you have inquired about membership in the Mid-Atlantic Koi Club. The club meets monthly at convenient regional locations in the Mid-Atlantic area and also publishes an informative monthly magazine (bi-monthly in Nov/Dec & Jan/Feb).

Our dues are \$30 per year, per family (*includes \$15.00 for a one-year subscription to Mid-Atlantic Koi Online Magazine*). The club year runs June 1st through May 31st of the following year. (Dues are pro-rated per month. Those who join in January or after are also asked to join for the following year.) Join for 4 years for \$100 and save - \$20. Overseas Membership - \$40 per year. Corporate Membership \$275 per year which includes advertising and other benefits. *Call Barry Hixson at 610-262-5184 or e-mail: makcmembers@verizon.net for details. (Updated 5 Sept 2011).*

Please consult the following chart for the proper amount and send your check (payable to the Mid-Atlantic Koi Club) to me, Barry Hixson, 5465 Towanda Dr., Bethlehem, PA 18017.

Jan	Feb	Mar	Apr	May	June	July	Aug	Sept	Oct	Nov	Dec
\$42.50	\$40	\$37.50	\$35	\$32.50	\$30	\$27.50	\$25	\$22.50	\$20	\$17.50	\$15

As soon as I receive your check, I will send you a "Welcome to MAKC" email and a list of upcoming meetings in your area. You will also be given the date of your membership expiration. Your email will be added to our MAKC Notice Group to allow you to receive MAKC news and up-to-date information. A great source of information is our MAKC website: [www.makc.com](http://www.makc.com). The MAKC membership list may be made available (upon approval by the MAKC Executive Committee) for the dissemination of Koi-related information.

Welcome to MAKC!

I sincerely believe you will enjoy it as much as we all do. Barry Hixson  
 Membership Committee  
 Mid-Atlantic Koi Club

-----  
 PLEASE PRINT (*You may omit any information that may be sensitive such as unlisted phone numbers or email accounts.*) LAST NAME \_\_\_\_\_ FIRST NAME(S) \_\_\_\_\_

(If Applicable) CORPORATE MEMBERSHIP NAME: \_\_\_\_\_

ADDRESS \_\_\_\_\_ CITY \_\_\_\_\_ STATE \_\_\_\_\_ ZIP \_\_\_\_\_

TELEPHONE \_\_\_\_\_ E-MAIL \_\_\_\_\_

OCCUPATION(S) \_\_\_\_\_

Do you have a pond? \_\_\_\_\_ Dimensions \_\_\_\_\_ Gallons \_\_\_\_\_ Type filter \_\_\_\_\_

Do you keep Koi or Goldfish? \_\_\_\_\_ Type \_\_\_\_\_ Size \_\_\_\_\_ How Many? \_\_\_\_\_

Are there any Koi related problems you need help with? \_\_\_\_\_ If so, what kind? \_\_\_\_\_

Do you have special talents, knowledge or interest you would be willing to share with us? \_\_\_\_\_  
 If so, what kind? \_\_\_\_\_

Would you be willing to have a Koi Club meeting at your home? \_\_\_\_\_

SIGNATURE \_\_\_\_\_ DATE \_\_\_\_\_ AMOUNT PAID \_\_\_\_\_



# Happy Holidays



## MAKC Members



# PROVEN PERFORMANCE IN COOLER WATER!

**With more than 134 years of koi history...**

Hikari® should be your first choice for cooler weather feeding! We offer a wide variety of products designed for use by pond and koi hobbyists, as well as koi professionals, who realize proper nutrition can have a significant impact on the long term health of their pets and pond water quality. Our wheat-germ diets offer select ingredients which are beneficial to koi going into the winter months and also make the nutrient offering more digestible. When seasonal water temperature changes are expected, Hikari® offers options to help your pond pets excel! To learn more, call (800) 621-5619 or visit our website: [hikariusa.com/mak](http://hikariusa.com/mak)



**Outstanding Cooler Water Options**

**Professional Use Option**

**Our Most Technologically Advanced Diet**

